



Product solutions for wind industry








The most effective way to do it, is to do it.

Just get it done: roll your sleeves up, knuckle down and try it out. This is how we continuously develop new cable management solutions. Take the loop spacer for wind turbines, for example. It not only solves the problem of abrasion on cable sleeves, but also enhances cooling. That's what we call effective.

MADE FOR REAL 





Cable Ties

PART DESCRIPTION	Drawing	Width (W)	Length (L)	Bundle Ø max.	Article-No.	
Cable ties, inside serrated						
T18R-PA66-NA		2.5	100.0	22.0	111-01919	
T18L-PA66-NA		2.5	205.0	50.0	111-02119	
T18L-PA66W-BK		2.5	205.0	50.0	111-02160	
T30R-PA66-BK		3.5	150.0	35.0	111-03210	
T30R-PA66W-BK		3.5	150.0	35.0	111-03260	
T50R-PA66HS-BK		4.6	200.0	50.0	111-04950	
T50R-PA66W-BK		4.6	200.0	50.0	111-04889	
T50L-PA66W-BK		4.6	390.0	110.0	111-05440	
T80R-PA66HS-BK		4.7	210.0	55.0	117-08070	
T80L-PA66-BK		4.7	390.0	110.0	111-05410	
T80L-PA66-NA		4.7	390.0	110.0	111-05419	
T80L-PA66W-BK		4.7	390.0	110.0	111-05460	
T150R-PA66-BK		7.6	365.0	100.0	111-14810	
T150R-PA66-NA		7.6	365.0	100.0	111-14819	
T150R(H)-PA66W-BK		7.6	365.0	100.0	111-14860	
T120R(E)-PA66HS-BK		7.6	387.0	100.0	111-12050	
T120R(E)-PA66W-BK		7.6	387.0	100.0	111-12060	
T120L-PA66HS-BK		7.6	760.0	225.0	111-12440	
X120R-PA66W-BK			7.7	369.0	100.0	108-00042
T150M-PA66-NA			8.9	530.0	150.0	111-15619
T150M-PA66W-BK	8.9		530.0	150.0	111-15660	
T150L-PA66-NA	8.9		820.0	245.0	111-15419	
T150LL-PA66-NA	8.9		925.0	274.3	111-15719	
T150XL-PA66-NA	8.9		1,095.0	330.0	111-15519	
T150XL-PA66HS-BK	8.9		1,095.0	330.0	111-15510	
T250R-PA66W-BK	12.5		520.0	145.0	111-00880	
X250R-PA66HIRHS-BK		13.0	535.0	150.0	108-00050	
LK5-PA66W-BK		13.2	535.0	150.0	111-60560	

All dimensions in mm. Subject to technical changes.

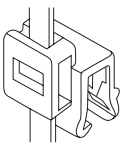
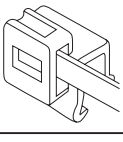
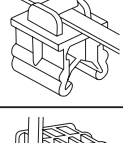
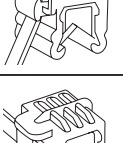
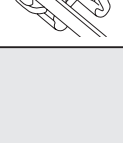


Cable Ties

PART DESCRIPTION	Drawing	Width (W)	Length (L)	Bundle Ø max.	Article-No.
Cable ties, stainless steel					
MBT8S-SS316-ML		4.6	201.0	50.0	111-93089
MBT14SS-SS304-ML		4.6	362.0	102.0	111-93148

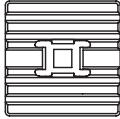
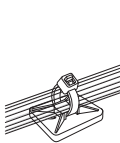
All dimensions in mm. Subject to technical changes.

Edge fixation products

PART DESCRIPTION	Drawing	Panel Thickness	Bundle Ø max.	Article-No.
Edge Clip, cable tie, 2 pieces				
T50ROSEC5A-PA66HS/PA66HIRHS-BK		1.0 - 3.0	45.0	150-40591
T50ROSEC5B-PA66HS/PA66HIRHS-BK		1.0 - 3.0	45.0	150-40581
T50ROSEC19-PA66HS/PA66HIRHS-BK		3.0 - 6.0	45.0	156-04602
T50ROSEC23-PA66HS/PA66HIRHS-BK		3.0 - 6.0	45.0	156-00006
T50ROSEC24-PA66HS/PA66HIRHS-BK		3.0 - 6.0	45.0	156-00007

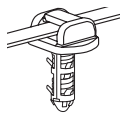
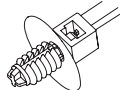
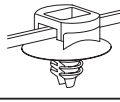
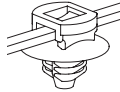
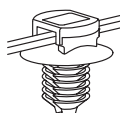
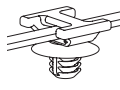

All dimensions in mm. Subject to technical changes.

Self adhesive products

PART DESCRIPTION	Drawing	Length (L)	Width (W)	Article-No.
Adhesive mount, cable tie, retainer				
FMB4APT-I-PA66HS-BK		28.0	28.0	151-01527
MB3APT-A-PA66-BK		19.0	19.0	151-02244
MB4A-PA66-WH		28.0	28.0	151-28469
MB4APT-A-PA66-BK		28.0	28.0	151-02245
MB4CA-PA66-NA		29.0	29.0	151-28459
MB5APT-I-PA66-BK		38.0	38.0	151-01561
MB5APT-PA66-BK		38.0	38.0	151-00434





All dimensions in mm. Subject to technical changes.

Fixing ties for holes

PART DESCRIPTION	Drawing	Bundle Ø max.	Panel Thickness	for Hole Ø (FH)	Article-No.
Fixing Tie, round hole, DHA, 2 pieces					
T30RDHA8.4x20-PA66HIRHS-BK		30.0	20.0	8.3 - 8.5	156-00847
Fixing Tie, round hole, fir tree, 1 piece					
T50SDP6-PA66HIRHS-BK		31.0	0.8 - 7.0	6.3 - 7.1	157-01100
Fixing Tie, round hole, fir tree, 2 pieces					
T30RFT5-PA66HS/PA66HIRHS-BK		34.0	0.7 - 3.0	4.5 - 5.0	150-55850
T50RFT5-PA66HS/PA66HIRHS-BK		45.0	0.7 - 3.0	4.5 - 5.0	156-00025
T50RFT6-PA66HS/PA66HIRHS-BK		45.0	0.8 - 3.0	6.4 - 7.1	150-77941
T50RFT6LG-PA66HS/PA66HIRHS-BK		45.0	0.8 - 6.0	6.5 - 7.0	150-31091
T120RFT9A-PA66HIRHSUV-BK		105.0	1.0 - 6.5	8.7 - 9.2	156-00067
T50LFT7-PA66HS/PA66HIRHS-BK		110.0	0.8 - 7.0	6.5 - 7.0	156-00055


All dimensions in mm. Subject to technical changes.

Products to use on studs

PART DESCRIPTION	Drawing	Stud Ø	Bundle Ø max.	Article-No.
Fixing Tie, stud size 5 mm, 1 piece				
T50SSBS5OT-E-PA66HS-BK		5.0	35.0	155-30602
Fixing Tie, stud size 5 mm, 1 piece, releasable				
FBB100M-PA66-BK		5.0	23.0	150-29100
Fixing Tie, stud size 5 mm, 2 pieces				
T50ROSDSBS5-PA66HS/PA66HIRHS-BK		5.0	45.0	150-56199
T50ROSSBS5-PA66HS-BK		M5	45.0	150-21299

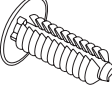
All dimensions in mm. Subject to technical changes.

Products for wires and hoses

PART DESCRIPTION	Drawing	Bundle Ø max.	for Hole Ø (FH)	Stud Ø	Article-No.
Ratchet Clamp					
RCA90LM8-PA66HIRHSUV/ST/ZN-BK		13.7	8.31	M8	151-01437
RCC180LM12-PA66HIRHSUV/ST/ZN-BK		36.0	12.95	M12	151-01482
RCC180SM12-PA66HIRHSUV/ST/ZN-BK		36.0	12.95	M12	151-01476












All dimensions in mm. Subject to technical changes.

Plugs (blind, cover, open)

PART DESCRIPTION	Drawing	for Hole Ø (FH)	Panel Thickness	Article-No.
Plug, round hole, fir tree				
PLUGFT6XL-PA66HIR-BK		6,5 - 7,0	0.7 - 18.0	241-00002

All dimensions in mm. Subject to technical changes.




Insulation

PART DESCRIPTION	Drawing	Product Group	Supplied Ø D min.	Recov. Ø d max.	Article-No.
Helashrink 1600 Series, low voltage					
1613-1-B5W2-PO-X-BK		End Caps	20.0	6.0	416-13054
1620-1-B5W2-PO-X-BK			35.0	12.7	416-20028
HIS-3					
HIS-3-9/3-PO-X-BK		Heat shrinkable tubing 3:1 on a reel	9.5	3.0	308-30900
HIS-PACK					
HIS-PACK-2.4/1.2-PO-X-BK		Heat shrinkable tubing 2:1 on a reel	2.4	1.2	300-30240
HIS-PACK-12.7/6.4-PO-X-GNVE			12.7	6.4	300-31277
HIS-PACK-19.1/9.5-PO-X-BU			19.1	9.5	300-31906
HMT200A					
HMT200A-EVA-CL		Hot Melt Tape for Heat Shrinkable Tubing and Shapes	-	-	354-02260
MA47 - medium wall adhesive lined					
MA47-30/8-PO-X-BK		Heat shrinkable tubing up to 4:1 - 1 m lengths	30.0	8.0	323-20300
MA47-40/12-PO-X-BK			40.0	12.0	323-20400
MA47-75/22-PO-X-BK			75.0	22.0	323-20750
MU47 - medium wall unlined					
MU47-350/100-PO-X-BK		Heat shrinkable tubing up to 4:1 - 1 m lengths	350.00	100.0	323-13500
SE28					
SE28 38.0/19.0-POA-BK		Heat shrinkable tubing 2:1 - Elastomer	38.0	19.0	342-20070
SE28 51.0/25.4-POA-BK			51.0	25.4	342-20080
SE28 76.0/38.0-POA-BK			76.0	38.0	342-20090
TA32 - thin wall, 3:1 shrink ratio					
TA32-3/1-PO-X-BK		Heat shrinkable tubing adhesive lined - 1.2 m lengths	3.2	0.6	318-30300
TCN20					
TCN20-19.1/9.5-PO-X-BK		Heat shrinkable tubing 2:1 - Self extinguishing	19.1	9.5	300-73090
TCN20-50.8/25.4-PO-X-BK			50.8	25.4	300-73120

All dimensions in mm. Subject to technical changes.










Insulation

PART DESCRIPTION	Drawing	Product Group	Supplied Ø D min.	Recov. Ø d max.	Article-No.
TF21					
TF21-38.0/19.0-PO-X-GNVE		Heat shrinkable tubing 2:1 - flexible and coloured	38.1	19.1	309-13817
TF24					
TF24-50.8/25.4-PO-X-CL		Heat shrinkable tubing 2:1 - flexible and transparent	50.8	25.4	309-35083
TREDUX MA47 - medium wall adhesive lined					
TREDUX-MA47-12/3-PO-X-BK		Heat shrinkable tubing up to 4:1 - 1 m lengths	12.0	3.0	323-50120
TREDUX-MA47-19/6-PO-X-BK			19.0	6.0	323-50190
TREDUX-MA47-30/8-PO-X-BK			30.0	8.0	323-50300
TREDUX-MA47-50/16-PO-X-BK			50.0	16.0	323-50500






All dimensions in mm. Subject to technical changes.

Cable Protection System: Conduit System Accessories

PART DESCRIPTION	Drawing	Product Group	Thread Size	Thread Size internal	Thread Size external	Nominal Ø	Article-No.
Conduit System Accessories							
AFCS20-GS/PVC-BK/ML		HelaGuard accessories	-	-	-	20.0	166-50603
ALNPB-M25-NPB-ML			M25	-	-	-	166-50103
ALNPB-M40-NPB-ML			M40	-	-	-	166-50105
ALSS-M25-SS316-ML			M25	-	-	-	166-50128
AWS-M25-CR-BK			M25	-	-	-	166-50503
AWS-M32-CR-BK			M32	-	-	-	166-50504
CNV-M20-M16-NPB-ML			-	M16	M20	-	166-50900
CNV-M25-M20-NPB-ML			-	M20	M25	-	166-50907
CNV-PG16-M16-NPB-ML			-	M16	PG16	-	166-50905
CNV-PG36-M32-NPB-ML			-	M32	PG36	-	166-50926
PACC42-PA66-BK				-	-	-	42.0
PACC54-PA66-BK	-			-	-	54.0	166-25706













All dimensions in mm. Subject to technical changes.

Protective Tubing and Spiral Binding

PART DESCRIPTION	Drawing	Product Group	Diameter (D)	Pitch (P)	Bundle Ø max.	Length (L)	Article-No.
Protective Tubing and Spiral Binding							
HWPAV08-PA6V0-BK		Helawrap cable cover	8.0	9.9	9.0	25.0 m	161-63101
HWPP16-PP-BK			14.0	13.0	16.0	25.0 m	161-64201
HWPP20-PP-BK			19.0	16.0	21.0	25.0 m	161-64301
HWPP25-PP-BK			24.0	20.0	27.0	25.0 m	161-64401
HWPP30-PP-BK			30.0	24.0	32.0	25.0 m	161-64501
SBPAV04-PA6V0-BK		PA Flame-retardant Spiral Binding	4.0	7.8	20.0	-	161-44100
SBPAV016-PA6V0-BK			16.0	16.0	150.0	-	161-44300
SBPE9-PE-NA		PE General Purpose Spiral Binding	9.0	12.5	100.0	-	161-41200
SPF10-PP-BK		PP High Abrasion-resistant Wide Pitch Spiral Binding	10.0	10.0	13.0	1.0 m	162-20100
SPF15-PP-BK			15.0	13.0	18.0	1.0 m	162-20150
SPF30-PP-BK			30.0	20.0	34.0	1.0 m	162-20300
SPF40-PP-BK			40.0	20.0	45.0	1.0 m	162-20400
SPS10-PP-BK		PP High Abrasion-resistant Narrow Pitch Spiral Binding	10.0	5.0	14.0	1.0 m	162-10100
SPS20-PP-BK			20.0	5.5	25.0	1.0 m	162-10200
SPS30-PP-BK			30.0	6.5	37.0	1.0 m	162-10300






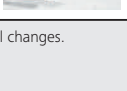
All dimensions in mm. Subject to technical changes.

Cable Protection System: Metallic Conduit-Systems

PART DESCRIPTION	Drawing	Product Group	Nominal Ø	Thread Size	US Trade Size	Outside Ø (OD)	Article-No.
Metallic Conduit Systems							
LTS20-45FMC-M20-NPB/PA6-ML		Fittings for metallic conduits with liquid-tight cover	20	M20	1/2 "	-	166-32501
LTS20-EI-NPB-ML			20	-	1/2 "	-	166-32703
LTS20-GS/PVC-BK		Metallic conduits with liquid-tight cover	20	-	1/2 "	21.1	166-31903
LTS25-FMC-M25-NPB/PA6-ML		Fittings for metallic conduits with liquid-tight cover	25	M25	3/4 "	-	166-32207
LTS25-SMC-M25-NPB/PA6-ML			25	M25	3/4 "	-	166-32304
LTS32-90FMC-M32-NPB/PA6-ML			32	M32	1 "	-	166-32405
LTS32-EI-NPB-ML			32	-	1 "	-	166-32705
LTS32-FMC-M32-NPB/PA6-ML			32	M32	1 "	-	166-32208
LTS40-FMC-M40-NPB/PA6-ML			40	M40	1 1/4 "	-	166-32209
SCSB32-GS-ML		Metallic conduits with metallic overbraid	32	-	other	34.0	166-34404
SSC25-SM-M25-SS316-ML		Fittings for metallic conduits	25	M25	other	-	166-30423
SSC25-SS316-ML		Metallic conduits	25	-	other	24.3	166-30204


All dimensions in mm. Subject to technical changes.

Cable Protection Systems: Non Metallic Conduit Systems

PART DESCRIPTION	Drawing	Product Group	Nominal Ø	NW Ø	Outside Ø (OD)	Article-No.
Non-Metallic Conduit Systems						
HG-LW28-PA6-BK		Non-Metallic Conduits	28	23	28.5	166-11205
HG-SW42-PA6-BK		Non-metallic conduits	42	36	42.5	166-11113
HG54-S-M50-PA66-BK		Fittings with fixed external thread	54	48	-	166-21008
HG54-S-M63-PA66-BK			54	48	-	166-21030
HG-DC54-PA6-BK		Non-Metallic Conduits	54	48	53.3	166-11807
HG-SW54-PA6-BK		Non-metallic conduits	54	48	54.5	166-11114
HG-LW54-PA6-BK		Non-Metallic Conduits	54	48	54.5	166-11208


All dimensions in mm. Subject to technical changes.

Cable Protection Systems: Edge protection

PART DESCRIPTION	Drawing	Product Group	Panel Thickness	Width (W)	Width (W2)	Article-No.
Edge Protection						
G51PD-PE-NA		Edge protection for cut-out sections	3.3 - 4.8	8.4	5.1	251-10409







All dimensions in mm. Subject to technical changes.

Cable Protection Systems: Wiring Ducts

PART DESCRIPTION	Drawing	Product Group	Nominal Ø	Fixation Method	No. of Wires	Article-No.
Wiring Ducts						
HelaDuct Flex20SK-PP-WH		Flexible cable support	20	Screw Mounting and Adhesive	22 x 1,50 mm ²	164-21108

All dimensions in mm. Subject to technical changes.

Protective Sleeves

PART DESCRIPTION	Drawing	Product Group	Bundle Ø min.	Bundle Ø max.	Article-No.
Protective Sleeves					
HEGPA6640-PA66-BK		Polyamide 6.6 Braided Sleeving	30.0	44.0	170-44000
		Abrasion-resistant polyamide braided sleeving	30.0	44.0	170-44002
HEGPA6650-PA66-BK		Abrasion-resistant polyamide braided sleeving	40.0	55.0	170-45000
HELAHOOK25 500mm-PET-BK		Re-closeable protective sleeving with hook-and-loop seal	20.0	40.0	170-05000
HELAHOOK30 600mm-PET-BK			25.0	50.0	170-05301
HELAHOOK30-PET-BK			25.0	50.0	170-05300
Twist-In 38-PET-BK		Self-closing polyester sleeving	32.0	38.0	170-01008
Twist-In 50-PET-BK			38.0	50.0	170-01010
Twist-In-FR 08-PET-BK		Self-closing, flame-retardant polyester sleeving	5.0	8.0	170-01101
Twist-In-FR 13-PET-BK			10.0	13.0	170-01102
Twist-In-FR 29-PET-BK			25.0	29.0	170-01106

All dimensions in mm. Subject to technical changes.

Identification Systems

PART DESCRIPTION	Drawing	Product Group	Width (W)	Height (H)	Width of Liner (WL)	Article-No.
Security Labelling						
TAG15TD3-1203-SR-1203-ML		Tamper evident security labelling, thermal transfer	25.4	12.7	85.1	596-51203
Wire and Cable Markers						
TTAGPU15X65YE-PUR-YE		Identification tags for cable bundle, thermal transfer	15.0	-	-	556-25011
IT18FL-PA66-NA		Identification ties and plates for marking cable bundles	20.5	9.0	-	111-81919
IT50RT-PA66-NA			46.0	26.3	-	111-85119
TAG3-101-WHCL-101-CL/WH		Self-laminating labels, dot matrix	25.4	25.4	-	595-03101
TAG8-101-WHCL-101-CL/WH			25.4	38.1	-	595-08101
TAG09LA4-1104-WHCL-1104-CL/WH		25.4	19.1	-	594-11104	
TAG107TD3-323-WHCL-323-CL/WH		Self-laminating labels, thermal transfer	25.4	31.8	82.0	596-10732
TAG3TD3-323-WHCL-323-CL/WH			25.4	25.4	82.0	596-03320
TAG9TD3-323-WHCL-323-CL/WH			25.4	19.1	82.0	596-09320
TAG07TD1-323-WHCL-323-CL/WH			50.8	25.4	55.0	596-07320

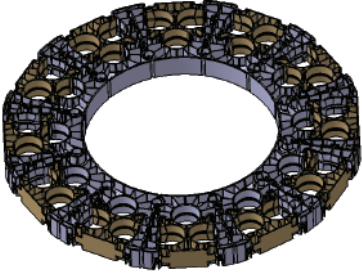
All dimensions in mm. Subject to technical changes.

Application Tooling

PART DESCRIPTION	Drawing	Product Group	Description	Strap Width max.	Strap Thickness max.	Article-No.
Application Tooling for Cable Ties						
EVO7SP-MET/PL-BK		Manual Tensioning Tool Plastic Housing	EVO7SP	4.8	1.5	110-70130
European EVO9 tool-MET/PL-BK/RD		Manual tensioning tool plastic housing	EVO9	13.5	2.0	110-80002
EVO9HT-MET/PL-BK/BU			EVO9HT	13.5	2.0	110-80017
MK9P w/ Upper air-PLGF-BK		Pneumatic tensioning tool plastic housing	MK9P	13.5	2.5	110-09110
MK9SST-PLGF-GY		Manual tensioning tool for metal ties MBT-Series	-	16.0	0.5	110-95000
Application Tooling for Heat Shrinkable Tubing						
E4500-BK		Gas powered Hot Air Tool	Hot air gun with protective spring incl. gas cartridge, reflector nozzle Z2 and flat nozzle Z3	-	-	391-90002
P445-LPG+		Refill Gas Cartridge for Hot Air Tool	P445 Refill Gas Cartridge (Butane, Propane, Propene)	-	-	391-90101

All dimensions in mm. Subject to technical changes.

Loop Module

PART DESCRIPTION	Drawing	Article-No.
Loop Module (12er)-PA66GF15-BK		133-01255

All dimensions in mm. Subject to technical changes.

The secret of getting ahead is getting started.

Anyone who wants to break new ground has to learn to live without signposts, making it all the more important to have a team that thinks in solutions. Our experienced constructors think outside the box – for exciting solutions and cable management that gets you ahead.

MADE FOR REAL 

Europe

 **HellermannTyton GmbH – Austria**
Rennbahnweg 65
1220 Vienna
Tel.: +43 12 59 99 55-0
Fax: +43 12 59 99 11
Email: office@HellermannTyton.at
www.HellermannTyton.at

 **HellermannTyton – Bulgaria**
Email: officeBG@HellermannTyton.at
www.HellermannTyton.at

 **HellermannTyton – Czech Republic**
Email: officeCZ@HellermannTyton.at
www.HellermannTyton.cz

 **HellermannTyton – Denmark**
Industrivej 44A, 1.
4000 Roskilde
Tel.: +45 702 371 20
Fax: +45 702 371 21
Email: htdk@HellermannTyton.dk
www.HellermannTyton.dk

 **HellermannTyton – Finland**
Äyritie 12 B
01510 Vantaa
Tel.: +358 9 8700 450
Fax: +358 9 8700 4520
Email: myynti@HellermannTyton.fi
www.HellermannTyton.fi

 **HellermannTyton S.A.S. – France**
2 rue des Hêtres - CS 80543
78197 Trappes Cedex
Tel.: +33 1 30 13 80 00
Fax: +33 1 30 13 80 60
Email: info@HellermannTyton.fr
www.HellermannTyton.fr

 **HellermannTyton GmbH – Germany**
Großer Moorweg 45
25436 Tornesch
Tel.: +49 4122 701-0
Fax: +49 4122 701-400
Email: info@HellermannTyton.de
www.HellermannTyton.de

 **HellermannTyton KFT – Hungary**
Kisfaludy u. 13
1044 Budapest
Tel.: +36 1 369 4151
Fax: +36 1 369 4151
Email: officeHU@HellermannTyton.at
www.HellermannTyton.hu


 **HellermannTyton Ltd – Ireland**
Unit A5 Cherry Orchard
Business Park
Ballyfermot, Dublin 10
Tel.: +353 1 626 8267
Fax: +353 1 626 8022
Email: sales@HellermannTyton.ie
www.HellermannTyton.co.uk


 **HellermannTyton S.r.l. – Italy**
Via Visco, 3/5
35010 Limena (PD)
Tel.: +39 049 767 870
Fax: +39 049 767 985
Email: info@HellermannTyton.it
www.HellermannTyton.it

 **HellermannTyton B.V. – Belgium/Netherlands**
Vanadiumweg 11-C
3812 PX Amersfoort
Tel.: +31 33 460 06 90
Fax: +31 33 460 06 99
Email (NL): info@HellermannTyton.nl
Email (BE): info@HellermannTyton.be
www.HellermannTyton.nl
www.HellermannTyton.be

 **HellermannTyton AS – Norway**
Nils Hansens vei 13
0667 Oslo
Tel.: +47 23 17 47 00
Email: firmapost@HellermannTyton.no
www.HellermannTyton.no

 **HellermannTyton Sp. z o.o. – Poland**
Kotunia 111
62-400 Słupca
Tel.: +48 63 2237 111
Fax: +48 63 2237 110
Email: info@HellermannTyton.pl
www.HellermannTyton.pl

 **HellermannTyton – Romania**
Email: officeRO@HellermannTyton.at
www.HellermannTyton.at

 **OOO HellermannTyton – Russia**
40/4, Pulkovskoe road
BC Technopolis Pulkovo, office A 8081
196158, St. Petersburg
Tel.: +7 812 386 00 09
Fax: +7 812 386 00 08
Email: info@HellermannTyton.ru
www.HellermannTyton.ru

 **HellermannTyton – Slovenia**
Branch Office Ljubljana
Podružnica Ljubljana, Ukmarjeva 2
1000 Ljubljana
Tel.: +386 1 433 70 56
Fax: +386 1 433 63 21
Email: officeSI@HellermannTyton.at
www.HellermannTyton.si

 **HellermannTyton España s.l. – Spain / Portugal**
Avda. de la Industria 37 2º 2
28108 Alcobendas, Madrid
Tel.: +34 91 661 2835
Fax: +34 91 661 2368
Email:
HellermannTyton@HellermannTyton.es
www.HellermannTyton.es

 **HellermannTyton AB – Sweden**
Isafjordsgatan 5
16440 Kista
Tel.: +46 8 580 890 00
Fax: +46 8 580 348 02
Email: kundsupport@HellermannTyton.se
www.HellermannTyton.se

 **HellermannTyton Engineering GmbH – Turkey**
Saray Mah Dr. Adnan Büyükdüz Cad. No:4
Akkom Office Park 2. Blok Kat: 10
34768 Umraniye-Istanbul
Tel.: +90 216 687 03 40
Fax: +90 216 250 32 32
Email: info@HellermannTyton.com.tr
www.HellermannTyton.com.tr

 **HellermannTyton Ltd – UK**
William Prance Road
Plymouth International Medical
and Technology Park
Plymouth, Devon PL6 5WR
Tel.: +44 1752 701 261
Fax: +44 1752 790 058
Email: info@HellermannTyton.co.uk
www.HellermannTyton.co.uk

 **HellermannTyton Ltd – UK**
Sharston Green Business Park
1 Robeson Way
Altrincham Road, Wythenshawe
Manchester M22 4TY
Tel.: +44 161 947 2200
Fax: +44 161 947 2220
Email: sales@HellermannTyton.co.uk
www.HellermannTyton.co.uk

 **HellermannTyton Ltd – UK**
Cley Road, Kingswood Lakeside
Cannock, Staffordshire
WS11 8AA
Tel.: +44 1543 728282
Fax: +44 1543 728284
Email: info@HellermannTyton.co.uk
www.HellermannTyton.co.uk

 **HellermannTyton Data Ltd – UK**
Waterside House, Edgar Mobbs Way
Northampton NN5 5JE
Tel.: +44 1604 707 420
Fax: +44 1604 705 454
Email: sales@htdata.co.uk
www.htdata.co.uk

Middle East

 **HellermannTyton – UAE**
Email: info@HellermannTyton.ae
www.HellermannTyton.ae

North America

 **HellermannTyton – Canada**
Tel.: +1 905 726 1221
Fax: +1 905 726 8538
Email: sales@HellermannTyton.ca
www.HellermannTyton.ca

 **HellermannTyton – Mexico**
Tel.: +52 333 133 9880
Fax: +52 333 133 9861
Email: info@HellermannTyton.com.mx
www.HellermannTyton.com

 **HellermannTyton – USA**
Tel.: +1 414 355 1130
Fax: +1 414 355 7341
Email: corp@htamericas.com
www.HellermannTyton.com

South America


 **HellermannTyton – Argentina**
Tel.: +54 11 4754 5400
Fax: +54 11 4752 0374
Email: ventas@HellermannTyton.com.ar
www.HellermannTyton.com.ar

 **HellermannTyton – Brazil**
Tel.: +55 11 4815 9000
Fax: +55 11 4815 9030
Email: vendas@HellermannTyton.com.br
www.HellermannTyton.com.br

Asia-Pacific


 **HellermannTyton – Australia**
Tel.: +61 2 9525 2133
Fax: +61 2 9526 2495
Email: cservice@HellermannTyton.com.au
www.HellermannTyton.com.au

 **HellermannTyton – China**
Tel.: +86 510 8528 2536
Fax: +86 510 8528 2731
Email: cservice@HellermannTyton.com.cn
www.HellermannTyton.com.cn

 **HellermannTyton – Hong Kong**
Tel.: +852 2831 9090
Fax: +852 2832 9381
Email: cservice@HellermannTyton.com.hk
www.HellermannTyton.com.hk

 **HellermannTyton – India**
Tel.: +91 120 413 3384
Email: cservice@HellermannTyton.co.in
www.HellermannTyton.co.in

 **HellermannTyton – Japan**
Tel.: +81 3 5790 3111
Fax: +81 3 5790 3112
Email: mkt@hellermanntyton.co.jp
www.HellermannTyton.co.jp

 **HellermannTyton – Republic of Korea**
Tel.: +82 32 833 8012
Fax: +82 32 833 8013
Email: cservice@HellermannTyton.co.kr
www.HellermannTyton.co.kr

 **HellermannTyton – Philippines**
Tel.: +63 2 752 6551
Fax: +63 2 752 6553
Email: cservice@HellermannTyton.com.ph
www.HellermannTyton.com.ph

 **HellermannTyton – Singapore**
Tel.: +65 6 586 1919
Fax: +65 6 752 2527
Email: cservice@HellermannTyton.sg
www.HellermannTyton.com.sg

 **HellermannTyton – Thailand**
Tel.: +662 237 6702 / 266 0624
Fax: +662 266 8664
Email: cservice@HellermannTyton.co.th
www.HellermannTyton.com.sg

Africa

 **HellermannTyton – South Africa**
Tel.: +27 11 879 6600
Fax: +27 11 879 6603
Email: jhb.sales@Hellermann.co.za
www.HellermannTyton.co.za